



**South Seas Spas™**







# LOUNGE IN STYLE

as you reap a multitude of benefits with your brand-new hydrotherapy retreat. Make your own physical and mental health a top priority this year, transforming your backyard into a sanctuary for comfort and recovery.



# DELUXE CLASS LE & BE

Our Deluxe LE spas offer several exclusive features- the pillowfall, neck and shoulder jet massagers and LED lighting and the popular Kick Rail LED. By choosing other options such as a stereo system or rail lighting, you can make this spa your own private getaway.



## 840 LE

6 Seats 40 Jets

91 in. x 91 in. x 36 in.  
231 cm x 231 cm x 91 cm

5.0 BHP (2.0 HP continuous) 2-Spd  
3.0 BHP (1.5 HP continuous) 1-Spd

775 lbs	352 kg
405 gal	1533 L




## 840 BE

7 Seats 40 Jets

91 in. x 91 in. x 36 in.  
231 cm x 231 cm x 91 cm

5.0 BHP (2.0 HP continuous) 2-Spd  
3.0 BHP (1.5 HP continuous) 1-Spd

774 lbs	351 kg
420 gal	1590 L



### 737 LE

6 Seats 37 Jets

84 in. x 84 in. x 36 in.

213 cm x 213 cm x 91 cm

5.0 BHP (2.0 HP continuous) 2-Spd

3.0 BHP (1.5 HP continuous) 1-Spd

684 lbs		310 kg
---------	--	--------

315 gal		1192 L
---------	--	--------



### 737 BE

7 Seats 37 Jets

84 in. x 84 in. x 36 in.

213 cm x 213 cm x 91 cm

5.0 BHP (2.0 HP continuous) 2-Spd

3.0 BHP (1.5 HP continuous) 1-Spd

658 lbs		298 kg
---------	--	--------

335 gal		1268 L
---------	--	--------

# DELUXE CLASS

*The most discriminating buyers choose South Seas Spas because of their aesthetic appeal, ergonomic design and attractive features not found in other spas. Our Deluxe spas offer several exclusive features- the pillowfall, neck and shoulder jet massagers and LED lighting. By choosing other options such as a stereo system or rail lighting, you can make this spa your own private getaway.*



## 748 L

6 Seats 48 Jets

84 in. x 84 in. x 36 in.  
213 cm x 213 cm x 91 cm

5.0 BHP (2.0 HP continuous) 2-Spd  
5.0 BHP (3.0 HP continuous) 1-Spd

726 lbs		329 kg
345 gal		1306 L



## 748 B

7 Seats 48 Jets

84 in. x 84 in. x 36 in.  
213 cm x 213 cm x 91 cm

5.0 BHP (2.0 HP continuous) 2-Spd  
5.0 BHP (3.0 HP continuous) 1-Spd

726 lbs		329 kg
340 gal		1287 L



## 850 L

6 Seats 50 Jets

91 in. x 91 in. x 36 in.  
231 cm x 231 cm x 91 cm

5.0 BHP (2.0 HP continuous) 2-Spd  
5.0 BHP (3.0 HP continuous) 1-Spd

803 lbs		364 kg
405 gal		1533 L



## 850 B

7 Seats 50 Jets

91 in. x 91 in. x 36 in.

231 cm x 231 cm x 91 cm

5.0 BHP (2.0 HP continuous) 2-Spd

5.0 BHP (3.0 HP continuous) 1-Spd

803 lbs		364 kg
---------	--	--------

420 gal		1590 L
---------	--	--------



## 853 DL

5 Seats 53 Jets

91 in. x 91 in. x 36 in.

231 cm x 231 cm x 91 cm

5.0 BHP (2.0 HP continuous) 2-Spd

5.0 BHP (3.0 HP continuous) 1-Spd

803 lbs		364 kg
---------	--	--------

400 gal		1514 L
---------	--	--------



## 860 L

6 Seats 60 Jets

91 in. x 91 in. x 36 in.

231 cm x 231 cm x 91 cm

5.0 BHP (2.0 HP continuous) 2-Spd

5.0 BHP (3.0 HP continuous) 1-Spd

3.0 BHP (1.5 HP continuous) 1-Spd

803 lbs		364 kg
---------	--	--------

415 gal		1571 L
---------	--	--------

# DELUXE CLASS



## 627 M

5 Seats 27 Jets

78 in. D x 36 in.  
198 cm D x 91 cm

5.0 BHP (2.0 HP continuous) 2-Spd

502 lbs		228 kg
265 gal		1003 L



## 532 L

3 Seats 32 Jets

84 in. x 60 in. x 32 in.  
213 cm x 152 cm x 81 cm

5.0 BHP (2.0 HP continuous) 2-Spd

460 lbs		209 kg
205 gal		776 L



## 533 DL

3 Seats 33 Jets

82 in. x 65 in. x 31 in.  
208 cm x 165 cm x 79 cm

5.0 BHP (2.0 HP continuous) 2-Spd

510 lbs		231 kg
220 gal		833 L

BHP (Brake Horsepower) is a maximum value measured by the motor manufacturer with no load applied. Dry weight is shipping weight, including package and wooden runners. Dimensions, capacities and weights are approximate. Specifications are subject to change without notice. Spa images have been digitally rendered and may or may not show optional features.





## 743 D

5 Seats 43 Jets

84 in. x 68 in. x 36 in.

213 cm x 173 cm x 91 cm

5.0 BHP (2.0 HP continuous) 2-Spd

5.0 BHP (3.0 HP continuous) 1-Spd

502 lbs	228 kg
---------	--------

270 gal	1022 L
---------	--------



## 860 B

7 Seats 60 Jets

91 in. x 91 in. x 36 in.

231 cm x 231 cm x 91 cm

5.0 BHP (2.0 HP continuous) 2-Spd

5.0 BHP (3.0 HP continuous) 1-Spd

3.0 BHP (1.5 HP continuous) 1-Spd

803 lbs	364 kg
---------	--------

425 gal	1609 L
---------	--------



## 965 L

8 Seats 65 Jets

108 in. x 91 in. x 36 in.

274 cm x 231 cm x 91 cm

5.0 BHP (2.0 HP continuous) 2-Spd

5.0 BHP (3.0 HP continuous) 1-Spd

3.0 BHP (1.5 HP continuous) 1-Spd

967 lbs	439 kg
---------	--------

525 gal	1987 L
---------	--------



# STANDARD CLASS

Whether you choose a Standard or Deluxe South Seas model, both are as committed to quality as they are to efficiency. Each South Seas Spa allows you to *ease your tension away with a powerful combination of heat and the latest in hydrotherapy massage technology.*



## 519 P

4 Seats 19 Jets

78 in. x 60 in. x 30 in.

198 cm x 152 cm x 76 cm

3.0 BHP (1.5 HP continuous) 2-Spd 120 V

400 lbs | 181 kg

200 gal | 757 L



## 729 B

7 Seats 29 Jets

84 in. x 84 in. x 36 in.

213 cm x 213 cm x 91 cm

5.0 BHP (2.0 HP continuous) 2-Spd

726 lbs | 329 kg

335 gal | 1268 L



## 729 L

6 Seats 29 Jets

84 in. x 84 in. x 36 in.

213 cm x 213 cm x 91 cm

5.0 BHP (2.0 HP continuous) 2-Spd

726 lbs | 329 kg

325 gal | 1230 L

BHP (Brake Horsepower) is a maximum value measured by the motor manufacturer with no load applied. Dry weight is shipping weight, including package and wooden runners. Dimensions, capacities and weights are approximate. Specifications are subject to change without notice. Spa images have been digitally rendered and may or may not show optional features.

# COLOR OPTIONS

## ACRYLIC



SMOKY MOUNTAINS+  
Luster Swirl\*\*



MIDNIGHT CANYON+  
Luster Swirl\*\*



TUSCAN SUN+  
Luster Swirl\*\*



GLACIER MOUNTAIN+  
Metallix\*\*



STORM CLOUDS  
Luster Swirl\*\*



WHITE  
Solid



WHITE PEARL+  
Luster Swirl\*\*



SILVER MARBLE+  
Marble


\*\*Upgrade Colors | +965L Deluxe Available Color

## ALL SEASONS SHIELD COVERS

Our All Seasons Shield Cover fabric is 100% solution-dyed polyester that's light-weight, extremely durable and does not absorb water.



Stone




Midnight



Pinot


## GRANDWOOD CABINETRY



Grey



Charcoal Black



Java

## STEPS



Black





737LE & 737BE Kickrail LED



Stainless Steel Jets



Top Rail Lighting



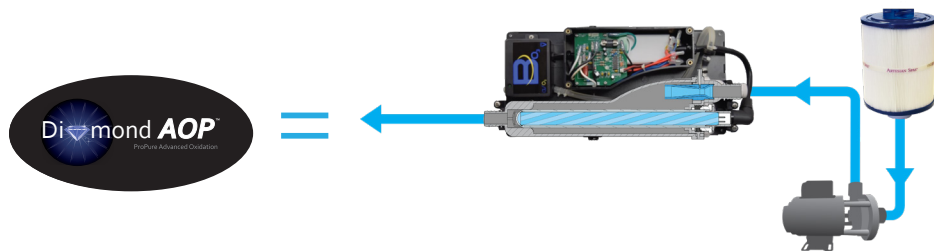
Pillowfall

# FEATURES

- Warranty:
  - Lifetime Structure<sup>a</sup>
  - 3-Year Surface
  - 3-Year Parts, Labor, Plumbing and Electrical
  - 1-Year Cabinet
- All Seasons Shield Covers
- ArcticPac Insulation with ABS Bottom
- Heater: 1.4 kW @ 120 V for North America (60 Hz) (519P Only),  
5.5 kW @ 240 V for North America (60 Hz),  
2.0 kW @ 240 V for Export (50 Hz)
- Maintenance Free Grandwood Cabinet
- Stainless Steel Jets
- 50 sq. ft. Filter
- 12 V Spa Light (Not Available on Deluxe Models)
- GFCI Cord: 15 ft 120 V (519P Only)
- Deluxe Model includes Pillowfall LED & DynaStar LED

735B/L: Special Spa Equipped with Pillowfall, Dynastar LED, Ozonator, and Full Foam |  
BHP: Brake Horsepower | HP: Horsepower |  
| \*\*Upgrade Colors | +965L Deluxe Available Color | ++Where Allowed By Law |  
<sup>a</sup>Refer to Owner's Manual for Full Description | ~Volumes are measured per APSP-14  
testing. Volumes in field may vary by customers preference.

# WATER PURIFICATION



An Advanced Oxidation Process (AOP) that combines the AquaNova™ comprised of UV-C sterilization and ozone generation, a filtration system to create purification for clean and clear spa water. Enhance your system with FROG® @ease™ with SmartChlor™.

# OPTIONAL FEATURES

- Full Foam  
(Required by law for certain States. Check with your local dealer)
- Stereo System: (Not Available on 627M, 519P, 532L, 533DL)
  - 1) Bluetooth® Music Experience  
Bluetooth Receiver, AM/FM, USB, Auxiliary Input, (4) Speakers, Subwoofer
  - 2) Auxiliary Input & Bluetooth Media Locker  
Bluetooth Receiver, 3.5 mm Input for MP3 devices, (4) Speakers, Subwoofer  
Optional (2) 3 in. Patio Speakers
- LED Lighting:
  - 1) DynaStar LED: (1) 3.5 in., (3) 2 in. LED Lights, Lighted Pillowfall (Option Sold Separately)
  - 2) Top Rail Lighting (DynaStar Required - Not Available on 627M, 519P, 743D)
  - 3) Multicolor 10 LED (Standard Model Only)
- Pump/Heater Valves
- Pillowfall (N/A 519P)
- Water Purification:
  - 1) Diamond AOP™
  - 2) Ozonator
  - 3) FROG® @ease™ with SmartChlor™++

## ENHANCED WATER PURIFICATION WITH THE FROG® @EASE™ IN-LINE SYSTEM

This patented in-line system is a breakthrough in water care that combines Fresh Mineral Water™ with SmartChlor™ Technology to provide self-regulating, cleaner, clearer and softer spa water that's far easier to take care of.





# South Seas Spas™



[SouthSeasSpas.com](https://SouthSeasSpas.com)



Built in the USA for the World:  
Artesian Spas are sold in over 68 countries.



**ARTESIAN SPAS™**  
WELLNESS FOR EVERY BODY